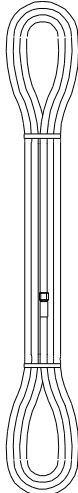


All of Burners, Inc. accessories are available to provide your burner or torch with the best performance. Because of the wide variety of applications and situations, if you are not familiar with gas system design and/or operation, call your Burners, Inc. customer service representative for assistance.

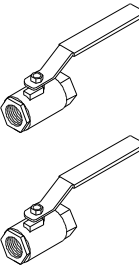


Hoses
Stock sizes are as follows with 9/16" LH swivel nut ends:

- 1/4" x 3 foot p/n-400030
- 1/4" x 10 foot p/n-400100
- 1/4" x 25 foot p/n-400250
- 1/4" x 50 foot p/n-400500
- 3/8" x 100 foot p/n-403000


We can assemble any quantity of any length with almost any end fitting, from 1/4", 5/16" braided, 3/8", 1/2", 3/4" & 1" UL listed rubber hose.

Use rubber hose for easy use and less tangle.





Valves
All of our valves are brass body, ball valves, 600WOG rated.

- 1/4" : p/n-952204
- 3/8" : p/n-952402
- 1/2" : p/n-952602
- 1/2" 3-way : p/n-952610
- 1" : p/n-952903




Gauges
All of our gauges are 2" dial face, 1/4" mpt with a bottom inlet

- 0-15 psi p/n-677016
- 0-30 psi p/n-677030
- 0-60 psi p/n-677060
- 0-100 psi p/n-677100
- 0-200 psi p/n-677200


Regulators
Vapor Propane

- 231-00 : 11" WC, 100,000 btu/h
- 1200-3057 : 3 - 30 psi 750,000 btu/h
- 1200-6057 : 10 - 60 psi 750,000 btu/h
- 67-BTK-970 : 3 - 35 psi w/gauge 800,000 btu/h
- 597FC-510 : 5 - 45 psi w/gauge 1.2 mil btu/h



Liquid Propane

- 67-BTK-982 : 3 - 35 psi w/gauge 1.2 mil btu/h
- 597FB-555 : 3 - 30 psi w/gauge 2.0 mil btu/h



We also carry large, industrial rated regulators

BRASS FITTINGS

<p>Coupling</p> <ul style="list-style-type: none"> • 1/8" : p/n-372002 • 1/4" : p/n-372004 • 3/8" : p/n-372006 • 1/2" : p/n-372008 	<p>Street Elbow, 90°</p> <ul style="list-style-type: none"> • 1/8" : p/n-372622 • 1/4" : p/n-372624 • 3/8" : p/n-372626 • 1/2" : p/n-372628 	<p>Crosses</p> <ul style="list-style-type: none"> • 1/8" : p/n-373205 • 1/4" : p/n-373210 • 3/8" : p/n-373220 • 1/2" : p/n-373230 	<p>Reducing Bushing</p> <ul style="list-style-type: none"> • 1/4" x 1/8" : p/n-373802 • 3/8" x 1/8" : p/n-373804 • 3/8" x 1/4" : p/n-373806 • 1/2" x 1/8" : p/n-373808 • 1/2" x 1/4" : p/n-373810 • 1/2" x 3/8" : p/n-373812 • 3/4" x 1/4" : p/n-373816 • 3/4" x 3/8" : p/n-373818 • 3/4" x 1/2" : p/n-373820 	<p>Liquid Withdrawal CGA-555</p> <ul style="list-style-type: none"> • Liquid tank x 1/4"-2 pcs nut : p/n-374830 nipple : p/n-374831
<p>Nipple, Hex</p> <ul style="list-style-type: none"> • 1/8" : p/n-375802 • 1/4" : p/n-375804 • 3/8" : p/n-375806 • 1/2" : p/n-375808 	<p>Street Elbow, 45°</p> <ul style="list-style-type: none"> • 1/8" : p/n-372642 • 1/4" : p/n-372644 • 3/8" : p/n-372646 • 1/2" : p/n-372648 	<p>Locknuts</p> <ul style="list-style-type: none"> • 1/8" : p/n-374002 • 1/4" : p/n-374004 • 3/8" : p/n-374006 • 1/2" : p/n-374008 	<p>Flare Connections</p> <ul style="list-style-type: none"> • 3/8" flr x 1/4" mpt: p/n-378840 • 3/8" flr x 3/8" mpt: p/n-378842 • 3/8" flare nut : p/n-378850 	<p>Vapor W/D - POL Fitting CGA-510</p> <ul style="list-style-type: none"> • POL x 1/4" : p/n-374810 • POL x 1/4" safety : p/n-375120 • POL x 9/16" : p/n-374815 • POL x 9/16" safety : p/n-375110
<p>Elbow, 90°</p> <ul style="list-style-type: none"> • 1/8" : p/n-372602 • 1/4" : p/n-372604 • 3/8" : p/n-372606 • 1/2" : p/n-372608 	<p>Tees</p> <ul style="list-style-type: none"> • 1/8" : p/n-373030 • 1/4" : p/n-373040 • 3/8" : p/n-373050 • 1/2" : p/n-373060 	<p>Reducing Coupling</p> <ul style="list-style-type: none"> • 1/4" x 1/8" : p/n-372102 • 3/8" x 1/4" : p/n-372106 • 1/2" x 3/8" : p/n-372112 • 3/4" x 1/2" : p/n-372120 	<p>9/16" LH Connectors</p> <ul style="list-style-type: none"> • 9/16" LH x 1/4" mpt p/n-376557 • 9/16" LH x 9/16" LH p/n-376526 	