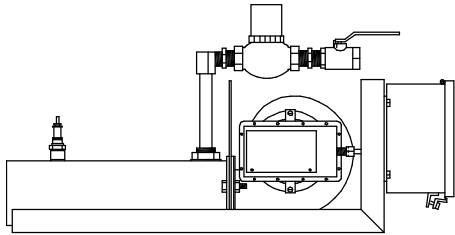


Vapor LP Gas or Natural Gas Power Burner

Our NG series, vapor burners are used for general purpose heating applications where the system maybe unattended and full flame monitoring is required. Some of the features included with this burner system are:

- Full flame monitoring and direct spark ignition
- Combustion air blower with positive air flow sensing
- Inline, electric gas solenoid
- Stainless steel burner and combustion chamber
- Heavy-duty spark ignitor
- Solid steel chassis & NEMA rated electrical enclosure

The NG series burners can operate on either LP Gas or Natural Gas and require 115VAC electrical power.

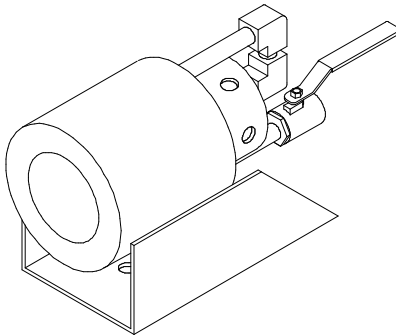


M/N	BTU RATING	PRES. (min.)	ELEC.	DIA.	LGTH	HEIGHT	WEIGHT
NG-300	300,000 btu/h	4" WC (nat. gas)	115VAC	3-1/2"	24"	14-1/2"	35 lbs.

High Temperature—Liquid Propane Burners—Sleeve Style—Straight Fire

High temperature, liquid propane sleeve style burners are used in many applications where high radiant temperatures reflect back onto the burner. Typical installations include asphalt reclamation and ceramic kilns.

* ALL HIGH TEMPERATURE BURNERS ARE MADE OF **STAINLESS STEEL**.



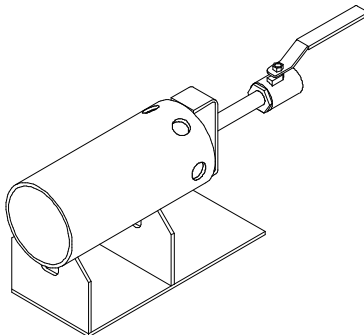
M/N	BTU RATING	PRES.	DIA.	LGTH	HEIGHT	WEIGHT
TK-10-A-SS	100,000 btu/h	25 psi	2-7/8"	16"	5-1/2"	5 lbs.
MK-1-SS	450,000 btu/h	5 psi	4-1/2"	10"	5-7/8"	8 lbs.
MK-2-SS	800,000 btu/h	5 psi	5"	12"	7-1/4"	13 lbs.

High Temperature—Vapor Propane Burners—Sleeve Style

High temperature, vapor propane sleeve style burners are used in many applications where high radiant temperatures reflect back onto the burner. Typical installations include asphalt reclamation and ceramic kilns.

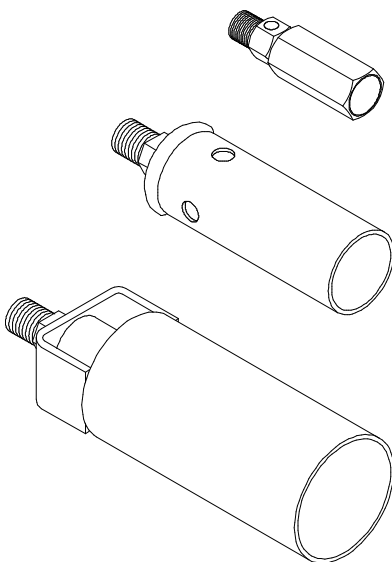
Available with 100% safety and on-board pilot burner.

* ALL HIGH TEMPERATURE BURNERS ARE MADE OF **STAINLESS STEEL**.



M/N	BTU RATING	PRES.	DIA.	LGTH	HEIGHT	WEIGHT
SK-1-SS	450,000 btu/h	5 psi	2-7/8"	14"	5-1/2"	5 lbs.
SK-1-SS w/PILOT	453,000 btu/h	5 psi	2-7/8"	21"	5-1/2"	6 lbs.

These small replacement burner heads are used for a wide variety of applications, including patchers, screeds and feathering torches. All of these burners operate on vapor propane with operating pressures between 5 - 35 psi. They are a perfect replacement or retro-fit.



HP PILOT BURNER	
(2 part p/n - 129510 & 129520)	
Normal Operating Output.....	4,400 btu @ 30psi
Inlet Connection.....	1/8" mpt
Diameter.....	5/8"
Length.....	2 1/8"

FV-1-S BURNER HEAD	
p/n - 129420	
Normal Operating Output.....	14,000 btu @ 30psi
Inlet Connection.....	1/4" mpt
Diameter.....	1 1/4"
Length.....	4 3/4"

PR series BURNER HEAD	
p/n - 728588	
Normal Operating Output.....	125,000 btu @ 30psi
Inlet Connection.....	1/4" mpt
Diameter.....	2"
Length.....	6 1/8"